

PREPARING YOUR CHILD FOR PRIMARY 1

Sharing by
Mdm Marhamah Yusof
Year Head (Lower Primary)



Gracious School , Life-long Learners



OVERVIEW

1 What is it like
in school?

2 Transiting to
Primary 1

6 FAQ




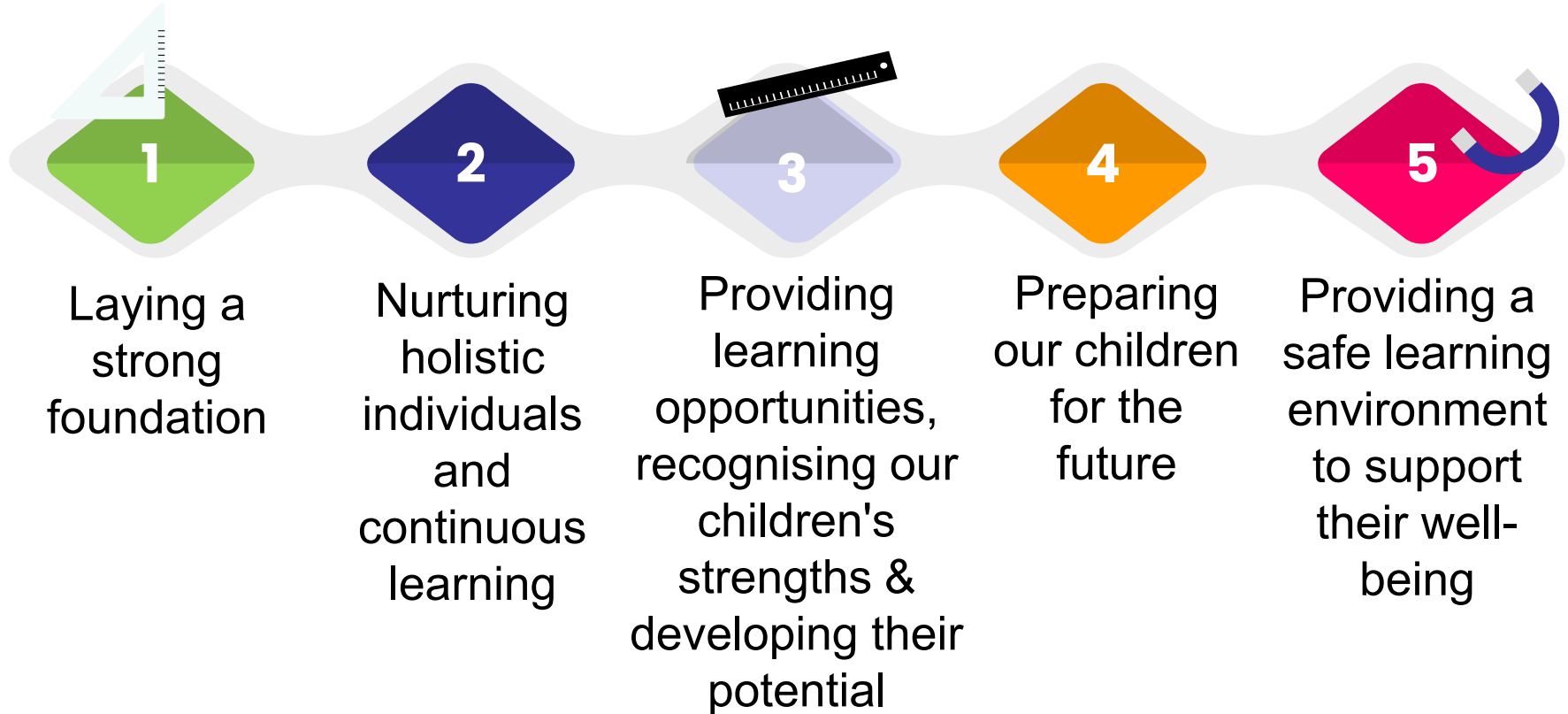
3 Preparing for
school

5 School-Home
Partnership

4 What to expect first 3
days of school?



WHAT IS IT LIKE IN PRIMARY SCHOOL?



Holistic development for Primary 1 includes:

Prioritising the development of soft skills, including values, social-emotional competencies and self-help skills

Focusing on building learning dispositions for Lifelong Learning, including curiosity, confidence and nurturing the joy of learning

Building strong foundations in literacy and numeracy

Strengthening 21st Century Competencies and Digital Literacy in an age-appropriate manner



Building Strong Foundations: How is it achieved?

Play is an essential feature that taps students' inquisitiveness and ignites a self-sustaining passion for learning.

No examinations and weighted assessments at P1 and P2 to provide more time and space to settle into a formal school setting, build relationships and develop the necessary skills and attitudes towards learning.

Teachers **pace** teaching and adopt **developmentally appropriate, engaging pedagogies** to deepen learning.



Differentiated support for children with differing learning needs



Building Strong Foundations: Knowledge, Skills & Dispositions (KSDs) at the Start of P1

- The lower primary curriculum nurtures students' joy of learning, builds on pre-school foundations, and promotes dispositions and attitudes for lifelong learning.
- The following are professionally determined expectations on what most children should be equipped with at the start of P1. Our teachers will continue to build on these to strengthen our students' foundations and nurture active, curious learners.



Values, Social-Emotional Competencies, Citizenship Dispositions



Art



English Language



Mathematics



Mother Tongue Languages



Music



Physical Education

<ul style="list-style-type: none"> Develop understanding of self and manage own behaviours Communicate, interact and build caring and respectful relationships with others Take responsibility for own actions 	<ul style="list-style-type: none"> Enjoy Participating in Art Express Ideas and Feelings through Art Demonstrate Awareness of Art from Different Cultural Groups 	<ul style="list-style-type: none"> Listen and Speak for Enjoyment and Information Read with Enjoyment and Understanding Communicate Ideas and Information through Writing or Using Symbols or Letter-Like Shapes 	<ul style="list-style-type: none"> Basic Understanding of Numbers Up To 10 Compare Quantities Between Two Groups of Objects within 10 Recognise Simple Patterns 	<ul style="list-style-type: none"> Enjoy and Show an Interest in Learning Mother Tongue Language Enjoy and Show an Interest in Listening and Speaking in Mother Tongue Language Demonstrate Awareness of Local Ethnic Culture 	<ul style="list-style-type: none"> Enjoy Participating in Music and Movement Activities Express Ideas and Feelings through Music and Movement Activities Demonstrate Awareness of Music and Movement from Different Cultural Groups 	<ul style="list-style-type: none"> Enjoy Physical Activities Display Coordination in Motor Tasks Demonstrate Awareness of Healthy Habits and Safety
---	---	---	--	--	--	--



Transition to Primary 1

When your child enters primary school, they will experience:



Smoothening the transition to P1

1. Transition is the process in which a child moves into a new environment

2. Your child will have to adapt to unfamiliar setting and routines

3. A child who has transitioned well, will:

- Feel safe and comfortable
- Able to:
 - manage daily challenges
 - reach out to teachers and/ or peers for support



Preparing your child

Start talking to your child about the following:

Adjusting to a larger learning environment



Adapting to longer school hours and new routines



Taking the initiative to ask for help



Interacting with more peers and teachers



Becoming more independent and responsible



You can try these conversation starters:

Mummy had an enjoyable day at work today. Let's share which was the most enjoyable part of our day.

Let's both remember someone that we met today who did a kind deed for us?

I learnt something new at work today. I am sure you did too. Can we teach each other what we learnt?



How can I support my child's transition?

- Support and encourage him/her to overcome challenges
- Affirm by recognising small successes and praising their efforts
- Familiarise him/her by easing them into new routines
- Empathise and acknowledge your child's feelings



How can I prepare my child?

In primary school, your child will be equipped with skills to:

- Adjust to a larger learning environment
- Interact with more peers and teachers
- Adapt to longer school hours
- Become more independent and responsible



How can I prepare my child?

- Every child develops at different pace
- Allowing them to learn at their own pace helps them enjoy the learning process
- Some skills that parents can develop are:
 - *Relating to others*
 - *Developing good habits*
 - *Nurturing positive learning attitudes*



A) Relating to others

Build your child's interpersonal skills by:

- Modelling the use of friendly and polite

phrases:

"May I please..."

"Hi! My name is...What is your name?"

"Could you help me with..."

- Providing opportunities for your child to share and take turns during playtime with other children



B) Developing good habits

Practise consistent pre-bedtime routines
and have at least 9 hours of sleep

Take temperature



Dress themselves

Wash
their hands



**Guide your
child to be
independent:**



Buy food at the
canteen

Pack their bag and
check for materials



Know when and how
to ask for help

Make healthy food choices



C) Nurturing positive learning attitudes

Developing the right learning attitude will help your child learn better.

You can encourage your child to:

- Ask questions about their experiences
- Express their thoughts and feelings and discuss with them
- Practise life skills independently like buying food on their own and asking for permission



What to expect for the first 3 days of school?

Orientation
Friday, 2 Jan to
Tuesday, 6 Jan



P1 Reporting and Dismissal Time



Days/Dates	School Hours
Friday, 2 Jan & Monday 5 Jan	8:00 am to 12:30 pm
Tuesday, 6 Jan onwards	7:30 am to 1:30 pm



Recess



Classes	Dates	Recess Timing
1S1 – 1S5	2 January 2026	9:00 am to 9:30 am
	5 January 2025 onwards	8:30 am to 9:00 am

- Parents can observe recess from the perimeter of the canteen on 2 Jan.
- P1/P4 Buddy Programme, 5 Jan to 7 Jan



School Canteen

Canteen



Canteen



- Healthy Meal School Programme
(meals served with fruit/vegetable)
- Pocket money : Estimate of \$2.00 to \$2.50
- Give small notes and teach your child how to count coins and receive change

Items	Small Set	Medium Set	Large Set
Noodle/Rice Set (Halal & Non Halal)	\$2.00	\$2.20	\$2.50
Steam Bun/ Cream Bun/ Sandwich	\$0.70 onwards		
Drinks	\$0.60 onwards		



School Matters

Matters



Gracious School , Life-long Learners



Arrival / Dismissal Points


**Gate A
(Security Post)**



**Gate B
(Bus stop)**




**Gate C
(Canteen)**



Snack Break (Day 3 onwards)

- 10 minutes snack time at 11.20 am
(Lesson will continue during the snack time).
- Prepare a simple dry snack
eg. bread, fruits, biscuits.
- Students will only
consume plain water
in class.



What to bring



First 3 days of school


What to pack	What to wear
<ol style="list-style-type: none"> 1. Pencil case 2. Colour pencils 3. Student handbook 4. Water bottle 5. Pocket money 6. A story book 	<ol style="list-style-type: none"> 1. PE Attire 2. All black school shoes & plain white socks



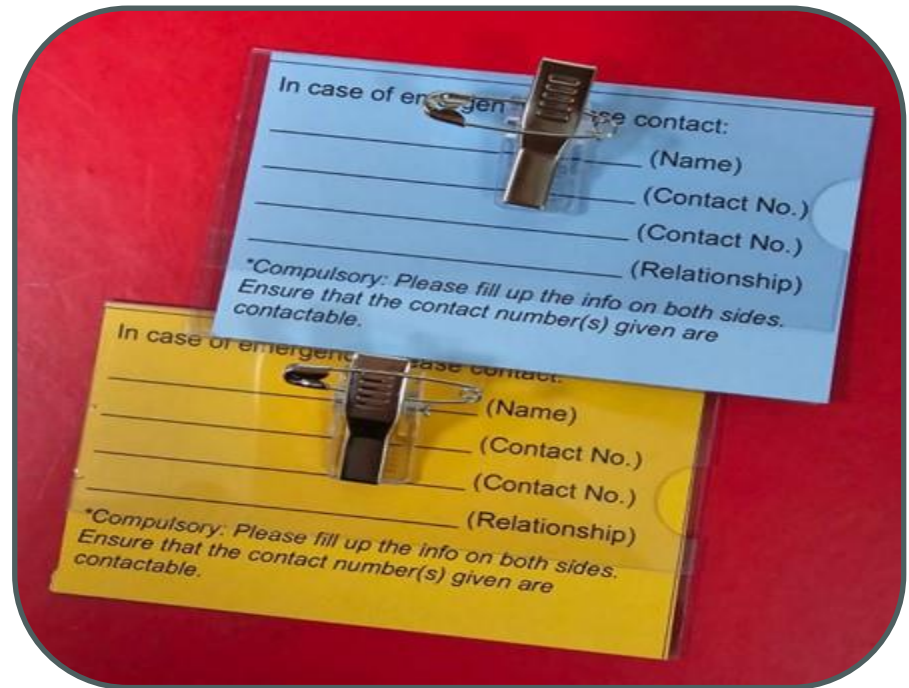
****Please label all items.**



What cause the bags to be heavy?



Temporary Name Tag (To be issued on 2 Jan 2026)



Student Management Matters

Matters



Gracious School , Life-long Learners



Preparing Your Child for School Life

Key areas of focus:

- ❑ Attendance & Punctuality
- ❑ Importance of Following School Rules
- ❑ Reinforcing Expectations at Home
- ❑ Working Together for a Safe and Positive Environment



Attendance and Punctuality

- ❑ Students must attend school regularly and punctually
- ❑ Be in classrooms by 7:30 am; morning assembly starts at 7:30 am
- ❑ Avoid taking leave before holidays or during term time
- ❑ If unwell:
 - Keep your child at home and inform the Form Teacher
 - Provide MC or parent's note upon return
- ❑ Only 5 parent letters for illness accepted per year
- ❑ Good attendance builds discipline and consistency



Importance of Following School Rules

- ❑ Rules ensure a safe, respectful, and structured environment
- ❑ Aim to guide students towards self-discipline, responsibility and respect for others
- ❑ Encourage parents to:
 - Reinforce rules at home for consistency
 - Go through the Student Handbook with your child
 - Help your child understand school expectations early



Consistency Between Home and School

- ❑ Consistent expectations help children adapt and behave appropriately
- ❑ Reinforces good habits and a strong foundation for discipline
- ❑ Parents can support by reminding children to:
 - Be respectful
 - Be responsible
 - Be ready to learn



Attire and Grooming

- ❑ Students to wear prescribed uniform and PE attire neatly
- ❑ Nametag is a compulsory part of the uniform
 - Must be ironed or sewn on both school shirts and PE T-shirts
- ❑ Encourage children to take pride in their appearance



Safe & Respectful Behaviour

- ❑ Every child deserves a safe and caring environment
- ❑ Zero tolerance for any form of hurt — physical, verbal, or emotional
- ❑ Students to show kindness and respect to others
- ❑ School's approach is educational, not punitive
 - Guide, counsel, and support students to make better choices



Partnership Between Parents & School

- ❑ We value strong home–school collaboration
- ❑ School always acts in the best interest of the child
- ❑ Trust our processes and professional judgment
- ❑ Discipline aims to build character, not punish

Together, we can bring out the best in every child.



Open Communication

- ❑ Encourage your child to inform a teacher immediately if:
 - They feel hurt, worried, or unsafe
- ❑ Early communication allows the school to act quickly

Together, we ensure every child feels safe, supported, and cared for.



School-Home Partnership

Partnership



Gracious School , Life-long Learners



Parents Briefing (Friday, 2 Jan 2026)


Time	Programme	Remarks
0800	Parents to go to the hall	Students to go classroom
0815	National Anthem/Pledge taking	
0820	Principal's Welcome Address	
0840	YH Talk	
0900	1S1 – 1S5 Recess	
0935	Form Teacher Interaction	



School-Home Partnership

Join the Parent Support Group (PSG)!

- The PSG consists of a group of dedicated parents who partner the school to support fellow parents in nurturing their children.
- It is the platform for parents to network, share, learn and support each other in this parenting journey.



VISION
Gracious School,
Life-long Learners



MISSION
Nurturing Caring Citizens
and Independent Learners



Gracious School , Life-long Learners



Administration Matters

Matters



Administration Matters

- **Completion of forms:** Parent Gateways sign-up, GIRO, Edusave Standing Order, Financial Assistance form (if applicable)
- **Purchase uniforms & textbooks:** You may self-collect pre-ordered items or buy items today

Refer to our P1 Admin Hub!



Dear Parents/Guardians,
We thank you for selecting us as your partner to provide your child/ward with a strong holistic education, with emphasis on good character and values as his/her core foundation. Please read through the information below, browse through the pages in the site and complete the necessary forms.

1) 2026 P1 Orientation Briefing
The P1 Orientation briefing will be held on **Wednesday, 12 November 2025 from 1.30pm to 3.00pm**, at our school's **Multi-Purpose Hall (MPH)** at level 2. Your child/ward and 2 accompanying parents/guardians may attend this event. The purpose of this event is to inform parents/guardians of important school policies and procedures. Your child/ward will also adapt to the classroom for activities from 1.45pm to 3.00pm. If you are unable to attend, please email us at esps@moe.edu.sg. Read more on the P1 Orientation [here](#)! Please give us your feedback on the P1 Orientation [here](#).

2) Purchase of School Uniform and Textbooks
You are encouraged to purchase school uniform and textbooks from the school's Uniform and Textbook Shop and collect on the P1 Orientation day on 12 November.



<https://go.gov.sg/esps-p1-hub>




Financial Assistance Scheme (FAS)

- MOE provides assistance to financially-needy Singapore Citizen students

2 Types of Financial Assistance Schemes	Total Gross Income of Household Members	Per Capita Income (PCI)
1. MOE FAS	\$4,000 or below	\$1,000 or below
2. School Based FAS	\$4,001 - \$5,500	\$1,001 - \$1,375

- Successful MOE FAS students will receive the following:

 <p>Full subsidy of \$13 per month for Misc Fees</p>	 <p>5 recess meals + 2 after school meals x \$3.20</p>	 <p>Uniforms, Shoes, Socks & Textbooks</p>
 <p>70% subsidy for school transport</p>	<p>Please wait for the outcome of your FAS application before you buy any uniform & textbooks.</p>	



Student Care Centre Operator

Name of Operator: Nascans Gamma

- Will operate on 2nd Jan 2026
- Fee structure is as follows:

Fee Structure	Deposit (Refundable) - 1 month of SCC Fees upon enrollment	\$242
	Monthly fee (Inclusive of food and programmes within school)	\$242
	Nascans T shirt per pcs	\$ 10
	<ul style="list-style-type: none"> - All prices include GST - For Student Care Fee Assistance (SCFA) subsidy application, please contact the centre for more information. 	

- Parents will be informed of the application results by 5 December 2025



Gracious School , Life-long Learners



Student Care Centre (SCC)



Gracious School , Life-long Learners



We Are Here To Support You!

- ☐ **Student Handbook**
- ☐ **School Phone:**
67866192
- ☐ **School's email:**
esps@moe.edu.sg
- ☐ **School Website:**
www.eastspringpri.moe.edu.sg

We will respond to you within 3 working days. If it is urgent, please contact the school.



Gracious School , Life-long Learners



Thank You for your feedback

Scan the QR code to share your feedback on the
P1 Orientation 😊



<https://go.gov.sg/espsp1feedback>





Thank you!



FAQs

Should I start sending the books on the first day of school?

Collection of books will be done by the subject teacher/ Form Teacher over a period of time. There will be a list issued to all students on Day 2 that indicates which books/files to be brought to school on a daily basis. This information will also be put up on Class Dojo.



FAQs

Can books be kept in class?

Subject Teachers will collect most of the workbooks to minimise the load of the bags.



FAQs

When will the time table be issued?

It will be issued by Tuesday, 6 Jan 2026.

Do we need to purchase everything from the booklist?

You should purchase all items on the booklist except the optional items.



FAQs

How many sets of PE attire is recommended ?

You may buy approximately 3 sets of PE attire as your child will only wear PE attire.



FAQs

Can my child wear shoes with Velcro or must it be laced ones?

At least 2 velcro straps or laced



FAQs

Is there CCA in Primary One?

CCAs (Clubs, Societies, Uniform Units) will start in P3.



FAQs

Will the buddy be the same gender as my child?

We will try to match based on gender and dietary requirement.



FAQs

Are trolley bags allowed?

To ensure safety and security, trolley bags are not allowed unless child has medical reasons.



FAQs

Will there be a group chat created for parents of each class by the school teacher?

In line with MOE's guidelines for home-school partnership, (<https://www.moe.gov.sg/news/Press-releases/guidelines-for-school-home-partnership-preparing-students-for-the-future>), we want to nurture students to be self-directed learners with good habits and take responsibility for their own learning.

To partner school, parents can check on the notes taken by students and have a conversation with your child on their learning experiences. Teachers can be contacted via official email or Class Dojo. Parents can also call school, leave a message and our teachers will revert when they are available.

Teachers are not obliged to share their personal phone numbers with students or parents. Therefore, no chat group will be created.



FAQs

Can I apply for longer leave over festive seasons if we need to spend time overseas with my child's grandparents/family?

School will not grant permission for students to leave before school holidays. However, for special cases, parents can request from school.



FAQs

Will the students be assisted to waiting area/dismissal locations during arrival and dismissal time?

Yes, they will be assisted by the student leaders in the mornings. At dismissal, the teachers will be the ones to bring them to the different dismissal points. Please be punctual for school and during pick up.



FAQs

Can we have a copy of this deck of slides after the meeting?

Yes, the slides will be uploaded onto our school's website. You may retrieve it from there.

