

# PREPARING YOUR CHILD FOR PRIMARY 1

Sharing by  
Mdm Marhamah Yusof  
Year Head (Lower Primary)



***Gracious School , Life-long Learners***



# OVERVIEW

**1** What is it like  
in school?

**2** Transiting to  
Primary 1

**6** FAQ




**3** Preparing for  
school

**5** School-Home  
Partnership

**4** What to expect first 3  
days of school?



# WHAT IS IT LIKE IN PRIMARY SCHOOL?



# Holistic development for Primary 1 includes:

Prioritising the development of soft skills, including values, social-emotional competencies and self-help skills

Focusing on building learning dispositions for Lifelong Learning, including curiosity, confidence and nurturing the joy of learning

Building strong foundations in literacy and numeracy

Strengthening 21<sup>st</sup> Century Competencies and Digital Literacy in an age-appropriate manner



# Building Strong Foundations: How is it achieved?

**Play** is an essential feature that taps students' inquisitiveness and ignites a self-sustaining passion for learning.

**No examinations and weighted assessments at P1 and P2** to provide more time and space to settle into a formal school setting, build relationships and develop the necessary skills and attitudes towards learning.

Teachers **pace** teaching and adopt **developmentally appropriate, engaging pedagogies** to deepen learning.



**Differentiated support** for children with differing learning needs



# Building Strong Foundations: Knowledge, Skills & Dispositions (KSDs) at the Start of P1

- The lower primary curriculum nurtures students' joy of learning, builds on pre-school foundations, and promotes dispositions and attitudes for lifelong learning.
- The following are professionally determined expectations on what most children should be equipped with at the start of P1. Our teachers will continue to build on these to strengthen our students' foundations and nurture active, curious learners.



## Values, Social-Emotional Competencies, Citizenship Dispositions



## Art



## English Language



## Mathematics



## Mother Tongue Languages



## Music



## Physical Education

<ul style="list-style-type: none"> <li>Develop understanding of self and manage own behaviours</li> <li>Communicate, interact and build caring and respectful relationships with others</li> <li>Take responsibility for own actions</li> </ul>	<ul style="list-style-type: none"> <li>Enjoy Participating in Art</li> <li>Express Ideas and Feelings through Art</li> <li>Demonstrate Awareness of Art from Different Cultural Groups</li> </ul>	<ul style="list-style-type: none"> <li>Listen and Speak for Enjoyment and Information</li> <li>Read with Enjoyment and Understanding</li> <li>Communicate Ideas and Information through Writing or Using Symbols or Letter-Like Shapes</li> </ul>	<ul style="list-style-type: none"> <li>Basic Understanding of Numbers Up To 10</li> <li>Compare Quantities Between Two Groups of Objects within 10</li> <li>Recognise Simple Patterns</li> </ul>	<ul style="list-style-type: none"> <li>Enjoy and Show an Interest in Learning Mother Tongue Language</li> <li>Enjoy and Show an Interest in Listening and Speaking in Mother Tongue Language</li> <li>Demonstrate Awareness of Local Ethnic Culture</li> </ul>	<ul style="list-style-type: none"> <li>Enjoy Participating in Music and Movement Activities</li> <li>Express Ideas and Feelings through Music and Movement Activities</li> <li>Demonstrate Awareness of Music and Movement from Different Cultural Groups</li> </ul>	<ul style="list-style-type: none"> <li>Enjoy Physical Activities</li> <li>Display Coordination in Motor Tasks</li> <li>Demonstrate Awareness of Healthy Habits and Safety</li> </ul>
---	---	---	--	--	--	--





# Transition to Primary 1

When your child enters primary school, they will experience:



# Smoothing the transition to P1

1. Transition is the process in which a child moves into a new environment

2. Your child will have to adapt to unfamiliar setting and routines

3. A child who has transitioned well, will:

- Feel safe and comfortable
- Able to:
  - manage daily challenges
  - reach out to teachers and/ or peers for support





# Preparing your child

Start talking to your child about the following:

Adjusting to a larger learning environment



Adapting to longer school hours and new routines



Interacting with more peers and teachers



Taking the initiative to ask for help



Becoming more independent and responsible



# You can try these conversation starters:

**Mummy had an enjoyable day at work today. Let's share which was the most enjoyable part of our day.**

**Let's both remember someone that we met today who did a kind deed for us?**

**I learnt something new at work today. I am sure you did too. Can we teach each other what we learnt?**



# How can I support my child's transition?

- Support and encourage him/her to overcome challenges
- Affirm by recognising small successes and praising their efforts
- Familiarise him/her by easing them into new routines
- Empathise and acknowledge your child's feelings



# How can I prepare my child?

In primary school, your child will be equipped with skills to:

- Adjust to a larger learning environment
- Interact with more peers and teachers
- Adapt to longer school hours
- Become more independent and responsible



# How can I prepare my child?

- Every child develops at different pace
- Allowing them to learn at their own pace helps them enjoy the learning process
- Some skills that parents can develop are:
  - *Relating to others*
  - *Developing good habits*
  - *Nurturing positive learning attitudes*



# A) Relating to others

## Build your child's interpersonal skills by:

- Modelling the use of friendly and polite

phrases:

"May I please..."

"Hi! My name is...What is your name?"

"Could you help me with..."

- Providing opportunities for your child to share and take turns during playtime with other children





## B) Developing good habits

Practise consistent pre-bedtime routines  
and have at least 9 hours of sleep

Take temperature



Dress themselves

Wash  
their hands



**Guide your  
child to be  
independent:**



Buy food at the  
canteen

Pack their bag and  
check for materials



Know when and how  
to ask for help

Make healthy food choices



# C) Nurturing positive learning attitudes

**Developing the right learning attitude will help your child learn better.**

You can encourage your child to:

- Ask questions about their experiences
- Express their thoughts and feelings and discuss with them
- Practise life skills independently like buying food on their own and asking for permission



# What to expect for the first 3 days of school?

Orientation  
Friday, 2 Jan to  
Tuesday, 6 Jan



# P1 Reporting and Dismissal Time



Days/Dates	School Hours
Friday, 2 Jan & Monday 5 Jan	8:00 am to 12:30 pm
Tuesday, 6 Jan onwards	7:30 am to 1:30 pm



# Recess



Classes	Dates	Recess Timing
1S1 – 1S5	2 January 2026	9:00 am to 9:30 am
	5 January 2025 onwards	8:30 am to 9:00 am

- Parents can observe recess from the perimeter of the canteen on 2 Jan.
- P1/P4 Buddy Programme, 5 Jan to 7 Jan



# School Canteen

Canteen





# Canteen



- Healthy Meal School Programme  
(meals served with fruit/vegetable)
- Pocket money : Estimate of \$2.00 to \$2.50
- Give small notes and teach your child how to count coins and receive change

Items	Small Set	Medium Set	Large Set
Noodle/Rice Set (Halal & Non Halal)	\$2.00	\$2.20	\$2.50
Steam Bun/ Cream Bun/ Sandwich	\$0.70 onwards		
Drinks	\$0.60 onwards		



# School Matters

Matters



***Gracious School , Life-long Learners***



# Arrival / Dismissal Points


**Gate A  
(Security Post)**



**Gate B  
(Bus stop)**




**Gate C  
(Canteen)**



# Snack Break (Day 3 onwards)

- 10 minutes snack time at 11.20 am  
(Lesson will continue during the snack time).
- Prepare a simple dry snack  
eg. bread, fruits, biscuits.
- Students will only  
consume plain water  
in class.



# What to bring



## First 3 days of school

What to pack	What to wear
<ol style="list-style-type: none"> <li>1. Pencil case</li> <li>2. Colour pencils</li> <li>3. Student handbook</li> <li>4. Water bottle</li> <li>5. Pocket money</li> <li>6. A story book</li> </ol>	<ol style="list-style-type: none"> <li>1. PE Attire</li> <li>2. All black school shoes &amp; plain white socks</li> </ol>




**\*\*Please label all items.**



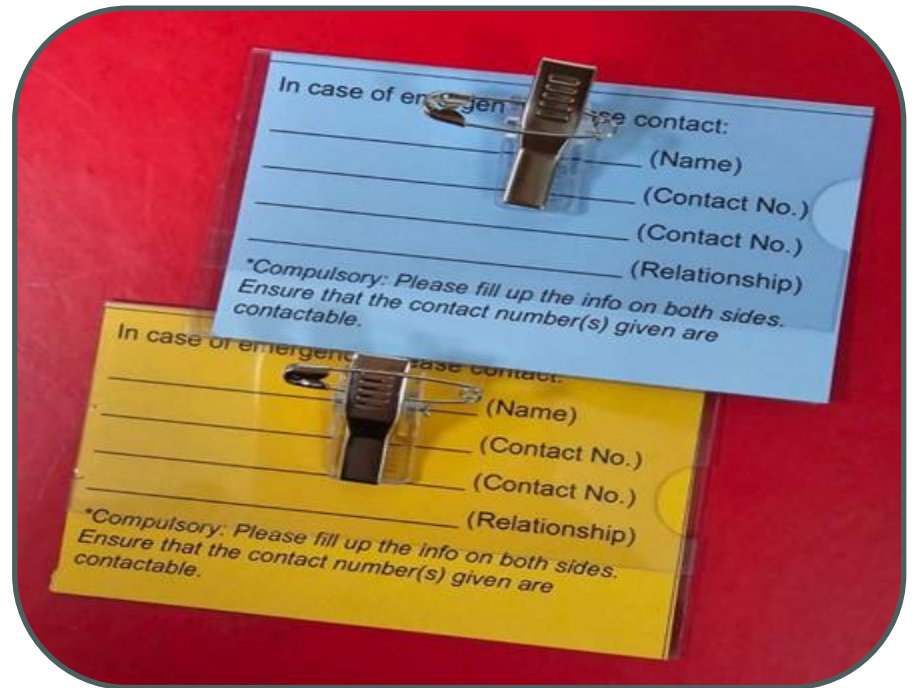


# What cause the bags to be heavy?





# Temporary Name Tag (To be issued on 2 Jan 2026)



# Student Management Matters

Matters



***Gracious School , Life-long Learners***



# Preparing Your Child for School Life

Key areas of focus:

- ❑ Attendance & Punctuality
- ❑ Importance of Following School Rules
- ❑ Reinforcing Expectations at Home
- ❑ Working Together for a Safe and Positive Environment



# Attendance and Punctuality

- ❑ Students must attend school regularly and punctually
- ❑ Be in classrooms by 7:30 am; morning assembly starts at 7:30 am
- ❑ Avoid taking leave before holidays or during term time
- ❑ If unwell:
  - Keep your child at home and inform the Form Teacher
  - Provide MC or parent's note upon return
- ❑ Only 5 parent letters for illness accepted per year
- ❑ Good attendance builds discipline and consistency



# Importance of Following School Rules

- ❑ Rules ensure a safe, respectful, and structured environment
- ❑ Aim to guide students towards self-discipline, responsibility and respect for others
- ❑ Encourage parents to:
  - Reinforce rules at home for consistency
  - Go through the Student Handbook with your child
  - Help your child understand school expectations early



# Consistency Between Home and School

- ❑ Consistent expectations help children adapt and behave appropriately
- ❑ Reinforces good habits and a strong foundation for discipline
- ❑ Parents can support by reminding children to:
  - Be respectful
  - Be responsible
  - Be ready to learn





# Attire and Grooming

- ❑ Students to wear prescribed uniform and PE attire neatly
- ❑ Nametag is a compulsory part of the uniform
  - Must be ironed or sewn on both school shirts and PE T-shirts
- ❑ Encourage children to take pride in their appearance



# Safe & Respectful Behaviour

- ❑ Every child deserves a safe and caring environment
- ❑ Zero tolerance for any form of hurt — physical, verbal, or emotional
- ❑ Students to show kindness and respect to others
- ❑ School's approach is educational, not punitive
  - Guide, counsel, and support students to make better choices



# Partnership Between Parents & School

- ❑ We value strong home–school collaboration
- ❑ School always acts in the best interest of the child
- ❑ Trust our processes and professional judgment
- ❑ Discipline aims to build character, not punish

Together, we can bring out the best in every child.



# Open Communication

- ❑ Encourage your child to inform a teacher immediately if:
  - They feel hurt, worried, or unsafe
- ❑ Early communication allows the school to act quickly

Together, we ensure every child feels safe, supported, and cared for.



# School-Home Partnership

Partnership



***Gracious School , Life-long Learners***



# Parents Briefing (Friday, 2 Jan 2026)


Time	Programme	Remarks
0800	Parents to go to the hall	Students to go classroom
0815	National Anthem/Pledge taking	
0820	Principal's Welcome Address	
0840	YH Talk	
0900	1S1 – 1S5 Recess	
0935	Form Teacher Interaction	



# School-Home Partnership

## Join the Parent Support Group (PSG)!

- The PSG consists of a group of dedicated parents who partner the school to support fellow parents in nurturing their children.
- It is the platform for parents to network, share, learn and support each other in this parenting journey.





**VISION**  
Gracious School,  
Life-long Learners



**MISSION**  
Nurturing Caring Citizens  
and Independent Learners



***Gracious School , Life-long Learners***



# Administration Matters

Matters



# Administration Matters

- **Completion of forms:** Parent Gateways sign-up, GIRO, Edusave Standing Order, Financial Assistance form (if applicable)
- **Purchase uniforms & textbooks:** You may self-collect pre-ordered items or buy items today

**Refer to our P1 Admin Hub!**



Dear Parents/Guardians,  
We thank you for selecting us as your partner to provide your child/ward with a strong holistic education, with emphasis on good character and values as his/her core foundation. Please read through the information below, browse through the pages in the site and complete the necessary forms.

1) 2026 P1 Orientation Briefing  
The P1 Orientation briefing will be held on **Wednesday, 12 November 2025 from 1.30pm to 3.00pm**, at our school's **Multi-Purpose Hall (MPH)** at level 2. Your child/ward and 2 accompanying parents/guardians may attend this event. The purpose of this event is to inform parents/guardians of important school policies and procedures. Your child/ward will also adapt to the classroom for activities from 1.45pm to 3.00pm. If you are unable to attend, please email us at [esps@moa.edu.sg](mailto:esps@moa.edu.sg). Read more on the P1 Orientation [here](#)! Please give us your feedback on the P1 Orientation [here](#).

2) Purchase of School Uniform and Textbooks  
You are encouraged to purchase school uniform and textbooks from [P1 Uniforms & Textbooks](#) and collect on the P1 Orientation day on 12 November.



<https://go.gov.sg/esps-p1-hub>



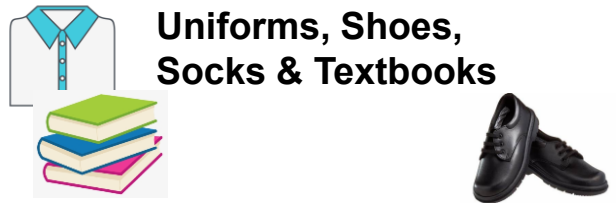



# Financial Assistance Scheme (FAS)

- MOE provides assistance to financially-needy Singapore Citizen students

2 Types of Financial Assistance Schemes	Total Gross Income of Household Members	Per Capita Income (PCI)
1. MOE FAS	\$4,000 or below	\$1,000 or below
2. School Based FAS	\$4,001 - \$5,500	\$1,001 - \$1,375

- Successful MOE FAS students will receive the following:

 <p>Full subsidy of \$13 per month for Misc Fees</p>	 <p>5 recess meals + 2 after school meals x \$3.20</p>	 <p>Uniforms, Shoes, Socks &amp; Textbooks</p>
 <p>70% subsidy for school transport</p>	<p><b>Please wait for the outcome of your FAS application before you buy any uniform &amp; textbooks.</b></p>	



# Student Care Centre Operator

**Name of Operator: Nascans Gamma**

- Will operate on 2<sup>nd</sup> Jan 2026
- Fee structure is as follows:

<b>Fee Structure</b>	Deposit (Refundable) - 1 month of SCC Fees upon enrollment	\$242
	Monthly fee (Inclusive of food and programmes within school)	\$242
	Nascans T shirt per pcs	\$ 10
	<ul style="list-style-type: none"> <li>- All prices include GST</li> <li>- For Student Care Fee Assistance (SCFA) subsidy application, please contact the centre for more information.</li> </ul>	

- Parents will be informed of the application results by 5 December 2025



# Student Care Centre (SCC)



***Gracious School , Life-long Learners***



# We Are Here To Support You!

- ☐ **Student Handbook**
- ☐ **School Phone:**  
**67866192**
- ☐ **School's email:**  
**esps@moe.edu.sg**
- ☐ **School Website:**  
**www.eastspringpri.moe.edu.sg**

**We will respond to you within 3 working days. If it is urgent, please contact the school.**



***Gracious School , Life-long Learners***





# Thank You for your feedback

Scan the QR code to share your feedback on the  
P1 Orientation 😊



<https://go.gov.sg/espsp1feedback>





# Thank you!



## FAQs

### Should I start sending the books on the first day of school?

Collection of books will be done by the subject teacher/ Form Teacher over a period of time. There will be a list issued to all students on Day 2 that indicates which books/files to be brought to school on a daily basis. This information will also be put up on Class Dojo.



## FAQs

### Can books be kept in class?

Subject Teachers will collect most of the workbooks to minimise the load of the bags.



## FAQs

**When will the time table be issued?**

It will be issued by Tuesday, 6 Jan 2026.

**Do we need to purchase everything from the booklist?**

You should purchase all items on the booklist except the optional items.



## FAQs

### How many sets of PE attire is recommended ?

You may buy approximately 3 sets of PE attire as your child will only wear PE attire.



## FAQs

Can my child wear shoes with Velcro or must it be laced ones?

At least 2 velcro straps or laced





## FAQs

### Is there CCA in Primary One?

CCAs (Clubs, Societies, Uniform Units) will start in P3.



## FAQs

# Will the buddy be the same gender as my child?

We will try to match based on gender and dietary requirement.



## FAQs

### Are trolley bags allowed?

To ensure safety and security, trolley bags are not allowed unless child has medical reasons.



## FAQs

### Will there be a group chat created for parents of each class by the school teacher?

In line with MOE's guidelines for home-school partnership, (<https://www.moe.gov.sg/news/Press-releases/guidelines-for-school-home-partnership-preparing-students-for-the-future>), we want to nurture students to be self-directed learners with good habits and take responsibility for their own learning.

To partner school, parents can check on the notes taken by students and have a conversation with your child on their learning experiences. Teachers can be contacted via official email or Class Dojo. Parents can also call school, leave a message and our teachers will revert when they are available.

Teachers are not obliged to share their personal phone numbers with students or parents. Therefore, no chat group will be created.



## FAQs

**Can I apply for longer leave over festive seasons if we need to spend time overseas with my child's grandparents/family?**

School will not grant permission for students to leave before school holidays. However, for special cases, parents can request from school.



## FAQs

**Will the students be assisted to waiting area/dismissal locations during arrival and dismissal time?**

Yes, they will be assisted by the student leaders in the mornings. At dismissal, the teachers will be the ones to bring them to the different dismissal points. Please be punctual for school and during pick up.



## FAQs

**Can we have a copy of this deck of slides after the meeting?**

Yes, the slides will be uploaded onto our school's website. You may retrieve it from there.

